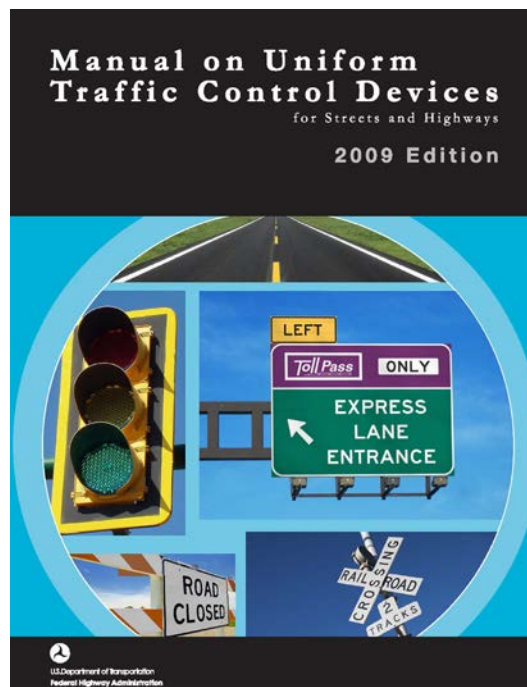




Supplement to the Federal Manual on Uniform Traffic Control Devices 2009



Adopted by the
Transportation Commission of Colorado
Effective December 15, 2011
Revised February 16, 2018



Prepared by
Colorado Department of Transportation
Safety and Traffic Engineering Branch
4201 East Arkansas Ave, 3rd Floor
Denver CO 80222-3400
Branch Phone: 303-757-9662
FAX: 303-757-9219

www.coloradodot.info/library/traffic/traffic-manuals-guidelines/fed-state-co-traffic-manuals/mutcd

Colorado DOT Main Phone: 303-757-9011
www.coloradodot.info

FOREWORD

On December 15, 2011, the Transportation Commission of Colorado adopted the Federal Manual on Uniform Traffic Control Devices 2009, (MUTCD) for use in Colorado. The MUTCD is a national publication that outlines the proper usage of traffic control devices. It contains national standards for the design, application, and placement of signs, signals, pavement markings and other types of traffic control devices. It describes how traffic control devices are to be used in a variety of situations such as local street operations, bicycle and pedestrian crossings, school zones, and work zones. Use of the MUTCD is mandatory on all public highways, roads and streets in Colorado. This is pursuant to section 42-4-104 and 42-4-105 of the Colorado Revised Statutes.

The Colorado Supplement has been established to adjust and interpret where necessary for the proper and lawful application of the MUTCD in Colorado in compliance with state statutes, and to address traffic regulatory situations not provided for in the MUTCD. Section numbers in the Supplement refer to sections in the federal MUTCD.

Resolution Number TC-2044, December 15, 2011

WHEREAS, section 42-4-104, Colorado Revised Statutes, requires the Colorado Department of Transportation adopt a manual and specifications for a uniform system of traffic control devices for use upon streets and highways of this State. Such uniform system shall correlate with and insofar as possible conform to the national system as endorsed by the Federal Highway Administration (FHWA); and

WHEREAS, the Colorado Department of Transportation is required to further comply with section 42-4-104, C.R.S., by issuing a State traffic control manual supplement and adopt other related standards subject to such exceptions, additions, and adoptions as are necessary for lawful and uniform application in this State; and

WHEREAS, the Highway Commission adopted by resolution number 2128-D, dated September 22, 1989, the 1988 edition of the "Manual on Uniform Traffic Control Devices for Streets and Highways" (MUTCD) and the 1989 Colorado Supplement thereto; and

WHEREAS, the Transportation Commission further amended the Colorado Supplement when it was necessary to conform to new state legislation by resolution number TC-10, dated August 15, 1991 and adopted an updated Part VI to the MUTCD by resolution number 257, dated March 17, 1994; and

WHEREAS, the Transportation Commission adopted the 2000 MUTCD and the Colorado Supplement thereto by resolution number TC-993 on October 18, 2001; and

WHEREAS, the FHWA has adopted the 2003 edition of the MUTCD by final rule March 24, 2003, with an effective date of April 23, 2003; and

WHEREAS, the FHWA also adopted Revision 1 to the 2003 MUTCD as an interim final rule on July 21, 2004; and

WHEREAS, the Transportation Commission adopted the 2003 MUTCD and the Colorado Supplement thereto by resolution number TC-1300 on September 14, 2004; and

WHEREAS, the FHWA has adopted the 2009 edition of the MUTCD by final rule December 16, 2009, with an effective date of January 15, 2010; and

NOW THEREFORE BE IT RESOLVED, the Colorado Transportation Commission does hereby adopt the 2009 Edition MUTCD and concurrently adopts the Colorado Supplement (2009 edition) thereto as issued by the Department of Transportation.

The Colorado Supplement to the Federal Manual on Uniform Traffic Control Devices 2009

Adopted by the Transportation Commission of Colorado
Effective December 15, 2011

PART 1 – GENERAL

CHAPTER 1A - GENERAL

Section 1A.02 Principles of Traffic Control Devices.

Paragraph 05 is deleted and replaced with the following: Whenever official traffic control devices are used to make known traffic regulations prescribed by law, the statutory definitions of such devices shall apply, if a definition exists. These definitions are found in section 42-1-102, C.R.S. Whenever words and phrases are not defined in state statutes, the definitions in or adopted by reference in the body of the MUTCD shall apply.

Section 1A.07 Responsibility for Traffic Control Devices.

Paragraphs 04 and 05 are deleted and section 42-4-104, C.R.S., (adoption of traffic control manual) is substituted in their place.

Section 1A.08 Authority for Placement of Traffic Control Devices.

Paragraph 08 is deleted and replaced with section 42-4-606, C.R.S., (Display of unauthorized signs or devices). This statutory section provides that no traffic control device shall bear any commercial advertising. Advertising devices are only authorized in accordance with sections 43-1-401 through 43-1-421, C.R.S., (Roadside advertising).

Section 1A.09 Engineering Study and Engineering Judgment.

Paragraph 03 is deleted and replaced with the following: The decision to use a particular device at a particular location should be made on the basis of either an engineering study or the application of engineering judgment. Thus, while this Manual provides Standards, Guidance, and Options for design and application of traffic control devices, this Manual should not be considered a substitute for engineering judgment. Early in the processes of location and design of roads and streets, engineers should coordinate such location and design with the design and placement of the traffic control devices to be used with such roads and streets.

Paragraph 04 is deleted and replaced with the following: Engineering judgment should be exercised in the selection and application of traffic control devices, as well as in the location and design of the roads and streets that the devices complement. Jurisdictions, or owners of private roads open to public travel, with responsibility for traffic control that do not have engineers on their staffs who are trained and/or experienced in traffic control devices should seek engineering assistance from others, such as the State transportation agency, their county, a nearby large city, or a traffic engineering consultant.

Section 1A.13 Definitions of Headings, Words and Phrases in this Manual.

The 6th sentence of item "A" in Paragraph 01 is deleted.

Paragraph 02 is deleted and replaced with the following: Definitions contained in Section 1A.13 and other parts of this Manual shall apply unless otherwise defined by section 42-1-102, CRS or in other parts of Title 42, CRS, in which case the CRS definitions are adopted by reference. Unless otherwise defined by the statutory definitions or herein, the definitions contained in the most recent edition of the AASHTO Transportation Glossary (Highway Definitions), and other documents specified in section 1A.11 are incorporated and adopted by reference.

PART 2 – SIGNS

CHAPTER 2B - REGULATORY SIGNS

Section 2B.13 Location of Speed Limit Signs

Paragraph 08 is deleted and replaced with the following: At the boundaries of incorporated cities and towns, the speed limits for residential and business districts, and optionally for parks and alleyways, may be shown followed by the message UNLESS OTHERWISE POSTED. Counties may request the above message be posted at the appropriate locations.

Section 2B.14 Truck Speed Limit Plaque (R2-2P and R2-20aPvw)

The following is added as Paragraph 02: Section 42-4-1102, C.R.S., authorizes setting a special speed limit that applies to certain vehicles. When restricting vehicle speeds based upon GVWR, the R2-20aPvw plaque (see Figure 2B-3) should be displayed below the legend Speed Limit XX on a separate plaque.

The R2-20aPvw plaque is added to Figure 2B-3.



R2-20aPvw

Section 2B.17 Higher Fines Signs and Plaques

The entire section shall be deleted and replaced with the following:

The FINES DOUBLED plaques and BEGIN (END) FINES DOUBLED FOR SPEEDING SIGNS may be used to advise road users when increased fines are imposed for traffic violations within designated roadway segments.

The FINES DOUBLED plaques may be mounted below an applicable regulatory sign or FINES DOUBLED signs used as stand alone signs in a temporary traffic control zone or a school zone as provided for in CRS 42-4-614 and CRS 42-4-615.

The use of the fines doubled signs and plaques is limited to locations as identified in the applicable CRS sections.

Sections: 2B.39 Parking, Standing, and Stopping Signs. (R7 and R8 Series)

2B.40 Design of Parking, Standing, and Stopping Signs.

2B.41 Placement of Parking, Stopping, and Standing Signs.

2B.42 Emergency Restriction Signs (R-4, R8-7, and R8-8)

The following is provided for informational purposes:

Sections 42-4-1202, 42-4-1204, 42-4-1205, and 42-4-1208, C.R.S., provide for parking prohibitions that are effective without sign postings. Other parking restrictions or prohibitions and those not specified by statute must be sign posted to make known the regulations. Special care should be taken, through the use of arrows or supplemental word messages, to assure that the motorist is fully aware of the limits of

the regulated zone.

Section 2B.59 Weight Limit Signs. (R12-1 through R12-5)

A second sentence is added to Paragraph 06: Traffic regulations and vehicle permits based on vehicle weight are regulated by sections 42-4-501 to 42-4-512, C.R.S.

CHAPTER 2C - WARNING SIGNS

Section 2C.67 Other Warning Signs.

A new section is added to the Colorado Supplement: In unfenced rural areas where cattle or sheep may graze close to the highway or wander onto or across the road, the Colorado Department of Transportation designed RANGE/CATTLE or OPEN/RANGE signs may be used.

Chapter 2D - GUIDE SIGNS - CONVENTIONAL ROADS

Section 2D.02 Application.

The following is added to Paragraph 01: The Colorado Department of Transportation has adopted "Guide Signing Practices and Procedures" on the use of official guide signs on conventional highways on the State Highway System.

Section 2D.11 Design of Route Signs.

The following is added to Paragraph 01: The State Highway System Route Marker shall consist of a square plate or panel, at least 24 inches in size, carrying in the upper portion a representation of the Colorado State flag and in the lower portion the State Highway route number in black on a white background. County Road Markers shall be distinguishable from the State Highway System Route Marker.

Section 2D.55 National Scenic Byway Signs.

The following is added to Paragraph 02: The Colorado Department of Transportation designed "Scenic Byway Sign" is the only trail sign and the logos for the Scenic Byways in Colorado are the only logos authorized for use on any scenic byway designated by the Colorado Transportation Commission.

CHAPTER 2E - GUIDE SIGNS - FREEWAYS AND EXPRESSWAYS

Section 2E.01 Scope of Freeway and Expressway Signing Principles

The following is added to Paragraph 03: The Colorado Department of Transportation has adopted "Guide Signing Practices and Procedures" on the use of official guide signs on all highways of the State Highway System.

Section 2E.23 Signing for Intermediate and Minor Interchange Multi-Lane Exits with an Option Lane

Paragraph 02 is deleted and replaced with the following: Signing for an intermediate or minor interchange that has a multi-lane exit with an option lane that also carries the through route should use the same basic principles as those for a conventional exit. For such exits that include the addition of an auxiliary lane that is not present at the Advance Guide sign locations, but do not involve a lane drop (see Figure 2E-12a), a sequence of post-mounted or overhead-mounted Advance Guide signs should be used, located in accordance with the interchange classification (see Section 2E.32). The Exit Direction sign should be located between the theoretical gore and the point of exit curvature (typically 100-200 feet upstream of the theoretical gore) and display a diagonally upward-pointing directional arrow above each lane that departs from the mainline alignment. The Exit Direction sign should contain the EXIT ONLY legend.

Paragraph 03 is deleted and replaced with the following: For such interchanges that also have a lane drop (see Figure 2E-11a), the Advance Guide and Exit Direction signs should follow the provisions of Section 2E.24. The Exit Direction sign should be located between the theoretical gore and the point of exit curvature (typically 100-200 feet upstream of the theoretical gore) and should contain the EXIT ONLY (E11-1e) sign panel.

Figure 2E.11a.
Example of Signing for a Two-Lane
Intermediate or Minor Interchange Exit
with an Option Lane and a Dropped Lane

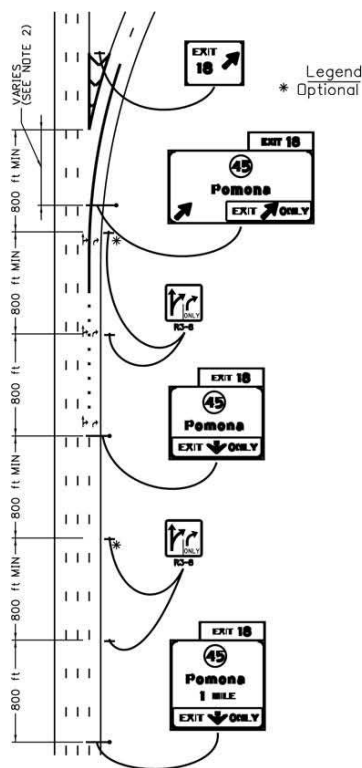


Figure 2E.12a.
Example of Signing for a Two-Lane
Intermediate or Minor Interchange Exit
with an Option Lane and Auxiliary Lanes

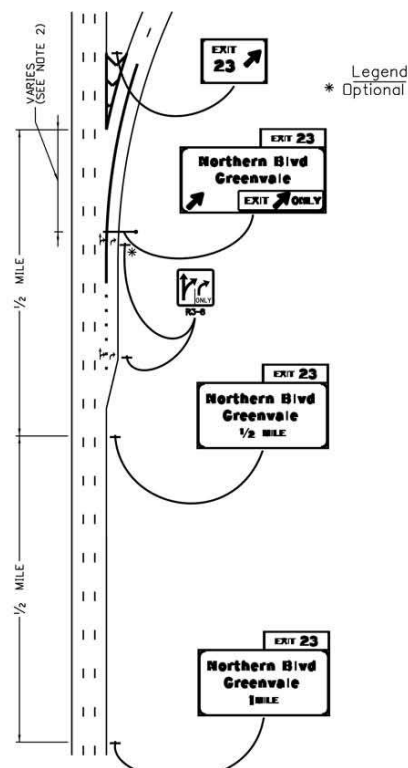


Figure 2E.11a.
 Example of Signing for a Two-Lane Intermediate or Minor Interchange Exit with an Option Lane and a Dropped Lane

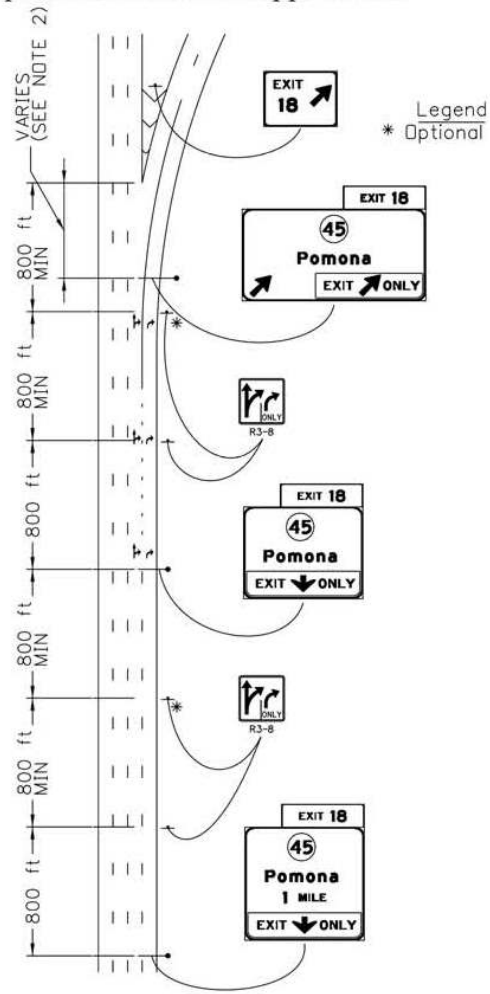
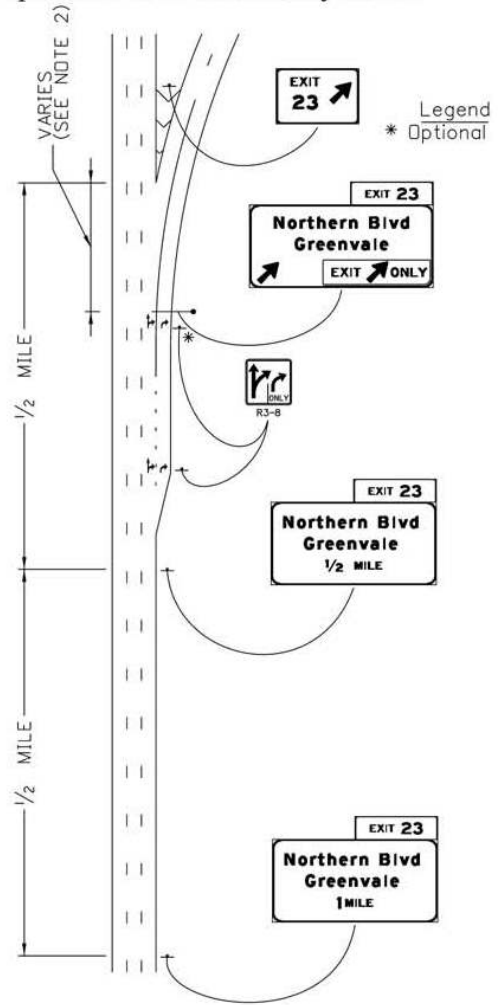


Figure 2E.12a.
 Example of Signing for a Two-Lane Intermediate or Minor Interchange Exit with an Option Lane and Auxiliary Lanes



GENERAL NOTES

1. THE FIGURES IN THIS STANDARD DETAIL MAY BE USED IN SUBSTITUTION TO FIGURES 2E.11 AND 2E.12, RESPECTIVELY, AS PRESENTED IN THE MUTCD.
2. THE LOCATION OF THE EXIT DIRECTION SIGN SHOULD BE LOCATED BETWEEN THE THEORETICAL GORE AND THE POINT OF EXIT CURVATURE (TYPICALLY 100-200 FEET UPSTREAM OF THE THEORETICAL GORE).

CHAPTER 2J - SPECIFIC SERVICE SIGNS

Section 2J.01 Eligibility

The following is added to Paragraph 01: Pursuant to section 43-1-420, C.R.S., the Colorado Department of Transportation has adopted rules and regulations for the erection, administration and maintenance of specific information signs in Colorado.

CHAPTER 2K - TOURIST-ORIENTED DIRECTIONAL SIGNS

Section 2K.01 Purpose and Application

Paragraph 04 is deleted and replaced with the following: Pursuant to section 43-1-420, C.R.S., the Colorado Department of Transportation has adopted rules and regulations for the erection of Tourist Oriented Directional Signs.

Section 2K.07 State Policy

The following is added to Paragraph 01: Pursuant to section 43-1-420, C.R.S., the Colorado Department of Transportation has adopted rules and regulations for the erection, administration and maintenance of Tourist Oriented Directional Signs.

CHAPTER 2M. RECREATIONAL AND CULTURAL INTEREST AREA SIGNS

Section 2M.10 Memorial or Dedication Signing

Paragraph 04 is deleted and replaced with the following: Memorial or dedication signs installed on the interstate should have a white legend and border on a green background, and those installed on conventional highways should have a white legend and border on a blue background.

PART 3 – MARKINGS

CHAPTER 3A – GENERAL

Section 3A.01 Functions and Limitations.

The following is added as Paragraph 03: Section 42-1-102 (51), C.R.S., defines: "Markings" means all lines, patterns, words, colors, or other devices, except signs, set into the surface of, applied upon, or attached to the pavement or curbing or to objects within or adjacent to the roadway, conforming to the state traffic control manual and officially placed for the purpose of regulating, warning, or guiding traffic.

CHAPTER 3B - PAVEMENT AND CURB MARKINGS

Section 3B.02 No-Passing Zone Pavement Markings and Warrants

Paragraph 10 is deleted and replaced with the following: Section 42-4-1005, C.R.S., states the purpose and requirements of no-passing zone markings. For purposes of this statute, this MUTCD section 3B.02 describes the design and application of no-passing zone markings which shall be followed in Colorado. It is necessary that the zones be determined and marked with great care in conformity with the MUTCD. However, the absence of any such markings does not relieve the driver from his responsibility to exercise due caution and safety when overtaking and passing another vehicle in accordance with section 42-4-1005, C.R.S.

Section 3B.23 Curb Markings.

Paragraphs 02 and 03 are deleted.

PART 4 – HIGHWAY TRAFFIC SIGNALS

CHAPTER 4D - TRAFFIC CONTROL SIGNAL FEATURES

Section 4D.04 Meaning of Vehicle Signal Indications.

Paragraph 01 is deleted and replaced with the following: Sections 42-4-604, 42-4-605, and 42-4-612, C.R.S., set forth the meaning of traffic control signal indications. These meanings shall apply uniformly throughout the State.

CHAPTER 4E - PEDESTRIAN CONTROL FEATURES

Section 4E.02 Meaning of Pedestrian Signal Indications.

Paragraph 01 is deleted and replaced with the following: Sections 42-4-604, 42-4-801 and 42-4-802, C.R.S., set forth the meaning of pedestrian control signal indications. These meanings shall apply uniformly throughout the State.

CHAPTER 4L - FLASHING BEACONS

Sections 4L.01 through 4L.05 Flashing Beacons.

All flashing beacon signal meanings shall be substituted with the meanings given in section 42-4-605, C.R.S.

CHAPTER 4M - LANE USE CONTROL SIGNALS

Section 4M.02 Meaning of Lane-Use Control Signal Indications.

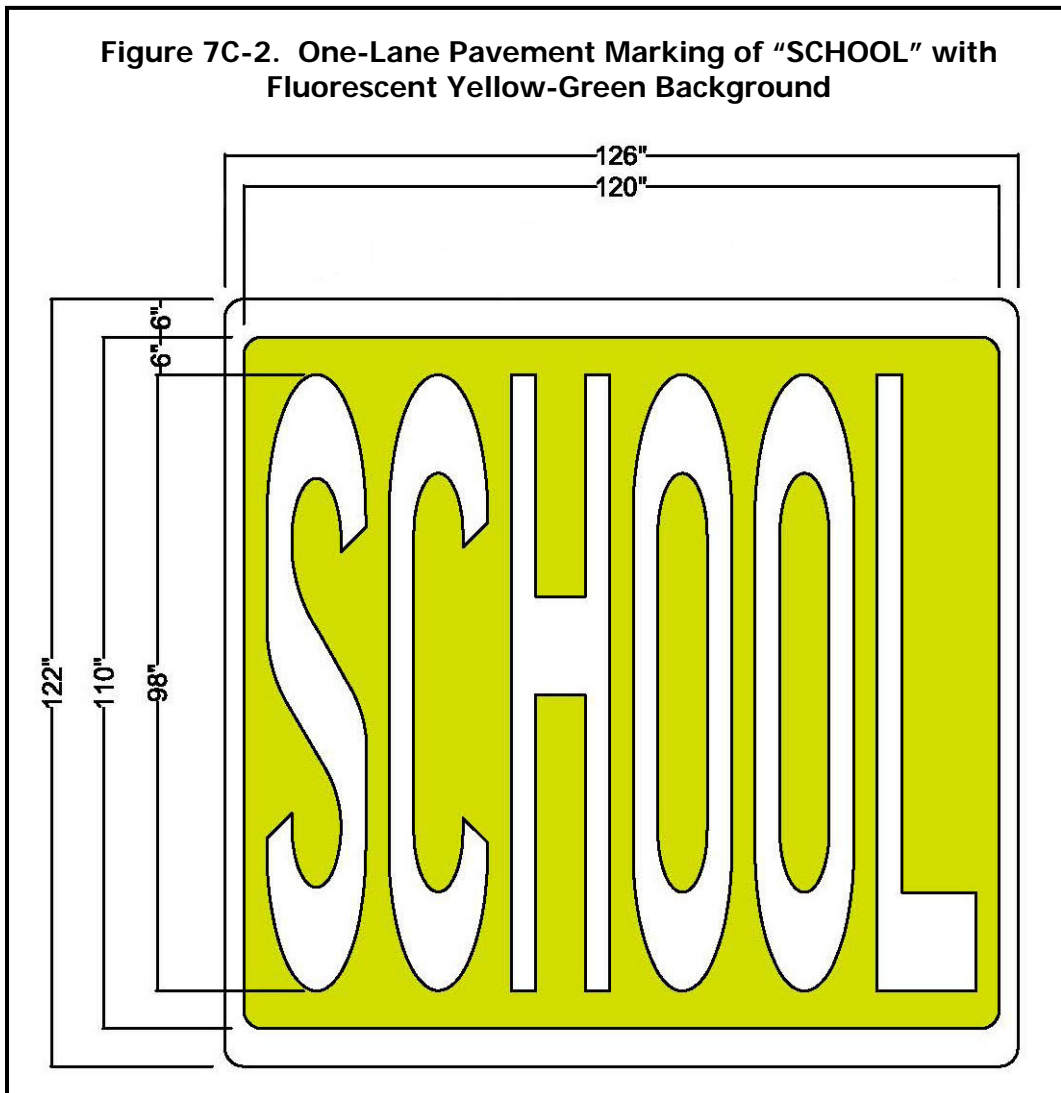
Paragraph 01 is deleted and replaced with the following: Section 42-4-604 C.R.S., sets forth the meaning of lane use control signal indications. These meanings shall apply uniformly throughout the State.

PART 7 – TRAFFIC CONTROL FOR SCHOOL AREAS

CHAPTER 7C – MARKINGS

Section 7C.03 – Pavement Word, Symbol, and Arrow Markings.

The following is added to paragraph 01: If used, the SCHOOL word marking may include a fluorescent yellow-green background for one approach lane (see Figure 7C-2).



PART 8 - TRAFFIC CONTROL FOR RAILROAD AND LIGHT RAIL TRANSIT GRADE CROSSINGS.

CHAPTER 8A - GENERAL Section 8A.01.

Introduction.

Paragraph 05 is deleted and replaced with the following: The regulatory agency with statutory authority, with the advice of CDOT if requested, shall determine the need and selection of devices at a highway-rail crossing.

PART 9 - TRAFFIC CONTROL FOR BICYCLE FACILITIES.

CHAPTER 9A - GENERAL

Section 9A.05. Relation to Other Documents.

Paragraph 01 is deleted and replaced with the following: Section 42-4-1412, C.R.S., describes the duties and responsibilities of bicyclists when using the public streets and highways of this State.

END.